

Arylazoazines and arylazoazoles as interesting disperse dyes: Recent developments with emphasis on our contribution laboratory outcomes

Saleh Mohammed Al-Mousawi *, Morsy Ahmed El-Asasery, and Mohamed Hilmy Elnagdi

Department of Chemistry, Faculty of Science, Kuwait University, Safat 13060, Kuwait

*Corresponding author at: Department of Chemistry, Faculty of Science, Kuwait University, Safat 13060, Kuwait.
Tel.: +965.24985547. Fax: +965.24816482. E-mail address: saleh.almousawi@yahoo.com (S. M. Al-Mousawi).

REVIEW INFORMATION



DOI: 10.5155/eurjchem.5.1.192-200.883

Received: 23 July 2013

Received in revised form: 04 October 2013

Accepted: 06 October 2013

Online: 31 March 2014

KEYWORDS

Disperse dyes
Arylazoazoles
Arylazoazines
Polyester fabrics
Biological activity
Microwave irradiation

ABSTRACT

In this review, we report a survey on the synthesis and application of arylazoazines and arylazoazoles as versatile disperse dyes. Recent reports on the synthesis of arylazonicotinates via condensing arylhydrazonals with active methylene nitriles in acetic acid in presence of ammonium acetate is surveyed. The scope and limitations of this synthetic approach which in some cases afford pyridazinones or arylazonicotinates is defined. Microwave assisted as well as ultra sound assisted synthesis of arylazopyridones as established marketed dyes is also surveyed. Conversion of these arylazopyridones into arylazothienopyridones that can be converted into arylazoisoquinoline derivatives is discussed. Synthesis of arylazopyrazoles and pyrazolopyrimidines via microwave or ultra sound is discussed. The utility of the synthesized compounds as well as antimicrobial disperse dyes and efforts to define their potentialities are also covered.

1. Introduction

Arylazoazines have replaced arylazopyrazoles as disperse monoazo dyes of superior properties. Among these dyes (**1-4**) are commercially available (Figure 1) [1-5]. In recent years, we have placed emphasis on developing efficient syntheses of new substitutes aryl and heteroarylazoazines and azoles as potential antimicrobial dyes emphasizing on utility of green methodologies whenever this was possible. In the following article, we survey these results as well as some recent related work worldwide.

This study aims to shed light on the potential of arylazonicotinate, pyrido[3,2,c]cinnolines, pyrido[2,3-d]pyrimidinones, arylazopyridones, arylazothienopyridones, arylazothienopyridazines, arylazopyrazoles and pyrazolopyrimidines as antimicrobial disperse dyes for hydrophobic fibers. Thus, encouraging developing large scale preparations of these products as well as commercial utility in dyeing fabrics having antimicrobial activity.



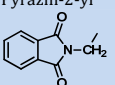

2. Synthetic approaches to arylazonicotinate, pyrido[3,2,c]cinnolines and pyrido[2,3-d]pyrimidinones derivatives

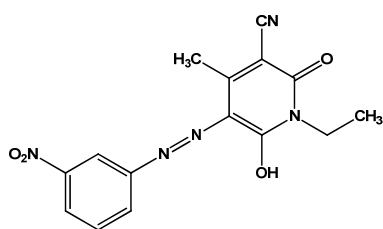
In 1999, Elnagdi *et al.* [6] reported that coupling enamines, **1**, with aromatic diazonium salts affords arylhydrazonals, **2**, that subsequently condensed with active methylene nitriles to yield pyridazine imines, **3** [7]. However,

with the help of X-ray crystal structure determination as well as ¹³C NMR data it was realized that the reaction of condensing compound **2** with active methylene nitriles produces either pyridazinones or arylazonicotinates based on the reaction conditions [8,9]. It is believed that the pathways for these processes involve initial reaction of compound **2** with active methylene nitriles to yield the hydrazone-enone, **4**, that then cyclizes to generate the pyran-imine, **5**. In the absence of ammonium ion, compound **5** undergoes a Dimroth type rearrangement to yield compound **7** (Scheme 1) (Table 1) [10,11]. Subsequently, Al-Mousawi *et al.* has found that in presence excess amount of ammonium acetate the amino derivative **9** is formed. In case of presence excess amount of ammonium acetate pyran-imine, **5**, is attacked by NH₃ ion yielding acyclic amidine **8** that then cyclizes followed by water elimination to yield compound **9** [11-13]. Previously, it was noted in the literature that in some cases pyridazinones **10** are the reaction products (Figure 2-4) [14-19].

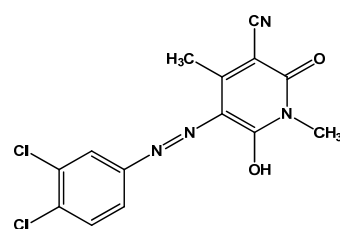
In contrast, 3-oxo-3-substituted-2-arylhydrazonals react with active methylene nitriles to afford the novel 2,6-dihydropyrido[3,2,c]cinnolines, **12**. These substances are believed to be formed via a 6π-electrocyclization reaction of the initially formed arylazo nicotinate **7**, that generates the tricyclic intermediate product **11**, which then aromatizes to produce the cinnoline derivatives, **12** (Scheme 2) [9,11,12].

Table 1. Yields of compounds **3**, **7**, **9**, **10** and **12**.

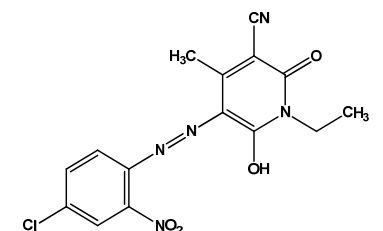
Compound	R	Ar	X	M.p. (°C)	Yield (%)
3a	C ₆ H ₅	C ₆ H ₄ NO ₂ - <i>p</i>	CO ₂ Et	199-201	74
3b	Thien-2-yl	C ₆ H ₄ NO ₂ - <i>p</i>	CO ₂ Et	170-172	67
3c	Fur-2-yl	C ₆ H ₄ NO ₂ - <i>p</i>	CO ₂ Et	242-244	75
7a	C ₆ H ₅	C ₆ H ₄ CH ₃ - <i>p</i>	CO ₂ Et	180-182	84
7b	C ₆ H ₅	C ₆ H ₄ CH ₃ - <i>p</i>	CONH ₂	276-277	85
7c	C ₆ H ₄ NO ₂ - <i>p</i>	C ₆ H ₅	CN	276-278	85
7d	C ₆ H ₄ CH ₃ - <i>p</i>	C ₆ H ₅	CSNH ₂	166-168	72
7e	CH ₃	C ₆ H ₅	CONH ₂	>300	74
7f	C ₆ H ₅	C ₆ H ₅		>300	95
7g	C ₆ H ₅	C ₆ H ₅	CN	153	95
7h	C ₆ H ₅	C ₆ H ₅	CO ₂ Et	188-190	87
7i	C ₆ H ₅	C ₆ H ₅	CSNH ₂	190	98
7j	C ₆ H ₅ Ph- <i>p</i>	C ₆ H ₅	CN	145	95
7k	C ₆ H ₅ Ph- <i>p</i>	C ₆ H ₅	CONHNH ₂	237	95
7l	Thien-2-yl	C ₆ H ₅		242	98
7m	Fur-2-yl	C ₆ H ₅	CN	214	95
7n	C ₆ H ₅ Cl- <i>p</i>	C ₆ H ₅	CO ₂ Et	193-195	89
7o	C ₆ H ₄ OCH ₃ - <i>p</i>	C ₆ H ₅	CO ₂ Et	174-176	75
7p	Pyrrrol-2-yl	C ₆ H ₅	CO ₂ Et	202-204	60
7q	Pyrazin-2-yl	C ₆ H ₄ CH ₃ - <i>p</i>	CO ₂ Et	>300	68
7r		C ₆ H ₅	CO ₂ Et	188-190	56
9a	C ₆ H ₅	C ₆ H ₄ CH ₃ - <i>p</i>	CO ₂ Et	210-212	81
9b	C ₆ H ₄ NO ₂ - <i>p</i>	C ₆ H ₅	CO ₂ Et	200-202	80
9c	C ₆ H ₅	C ₆ H ₄ Cl- <i>p</i>	CO ₂ Et	188-190	68
9d	Naphthalene-2-yl	C ₆ H ₄ Cl- <i>p</i>	CO ₂ Et	89-90	77
10a	C ₆ H ₄ CH ₃ - <i>p</i>	C ₆ H ₅	CO ₂ Et	108-110	55
10b	C ₆ H ₄ CH ₃ - <i>p</i>	C ₆ H ₅	CONH ₂	243-245	52
10c	C ₆ H ₄ CH ₃ - <i>p</i>	C ₆ H ₅	CN	186-188	64
10d	C ₆ H ₅ Cl- <i>p</i>	C ₆ H ₅	CONH ₂	211-213	70
12a	H	C ₆ H ₄ NO ₂ - <i>p</i>	CO ₂ Et	148-150	62
12b	H	C ₆ H ₄ Cl- <i>p</i>	CO ₂ Et	143-148	83
12c	H	C ₆ H ₄ NO ₂ - <i>p</i>	CONH ₂	195	82
12d	H	C ₆ H ₅		150	98
12e	C ₆ H ₅	C ₆ H ₅	CONH ₂	230	90
12f	C ₆ H ₅	C ₆ H ₅	CSNH ₂	170	95



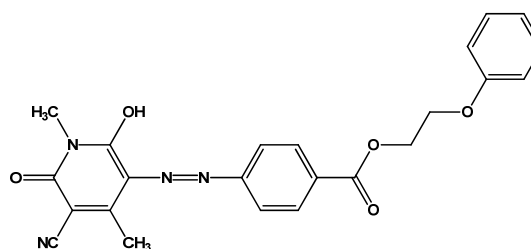
1- Greenish Yellow [37781-00-3] [1]



2- C.I. Disperse Yellow 241, 128450 [83249-52-9] [2]



3- C.I. Disperse Yellow 211, 12755 [70528-90-4] [3]



4- Greenish Yellow [88938-37-8] [4]

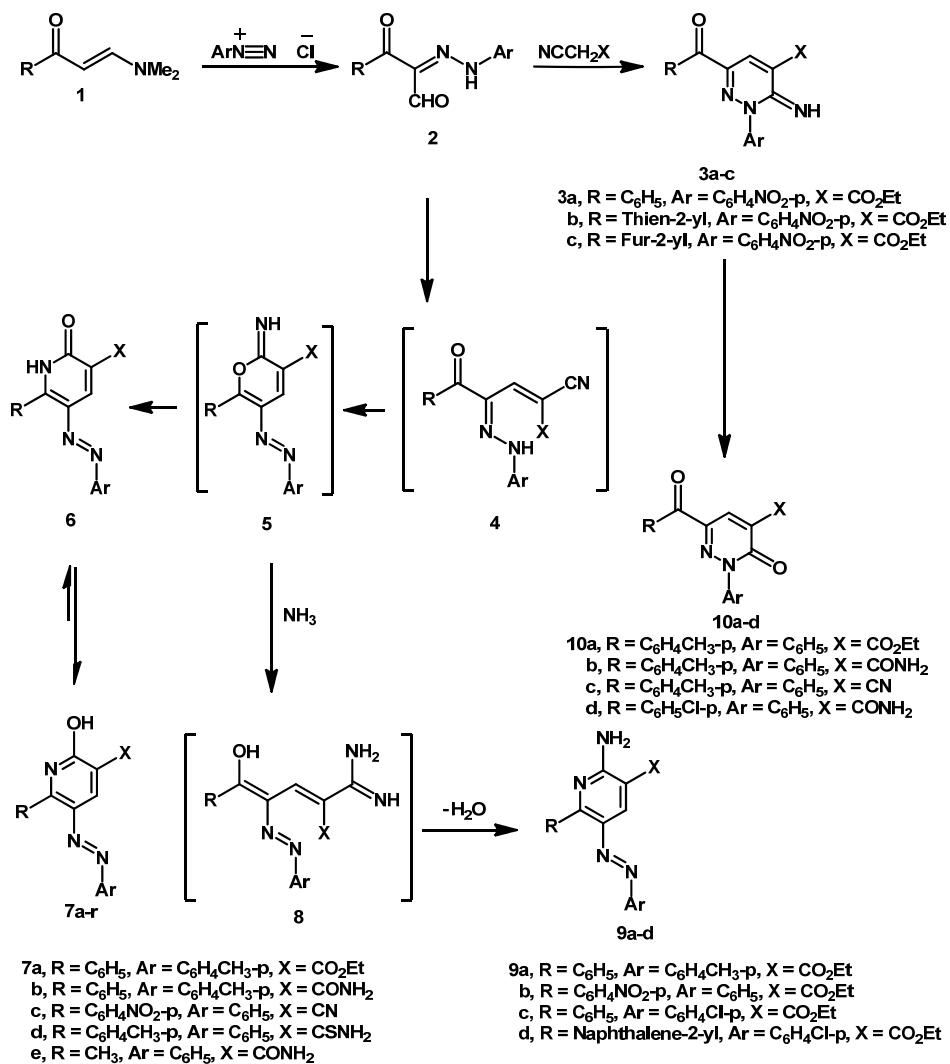
Figure 1. Examples of some commercially available dyes.

The formed aminonictinates **9a** could be readily converted to ethyl 5-*p*-tolylidiazonyl)-2-(aminomethyleneamino)-6-phenyl nicotinate **13** via condensation with *N,N*-dimethylformamide dimethylacetal (DMFDMA) in presence of ammonium acetate.

Furthermore, the reaction of compound **13** with ammonium acetate in presence of acetic acid produces

7-phenyl-6-(*p*-tolylidiazonyl)pyrido[2,3-*d*]pyrimidin-4(3*H*)-one, **14** (Scheme 3).

Compounds **7a-e**, **7p**, **7q** and **9a-d** were tested as disperse dyes on polyester fabrics, where **7a-e**, and **9a-c** display yellow to brownish-green hues, in addition with very good washing and perspiration fastness and moderate light fastness [20].



Scheme 1

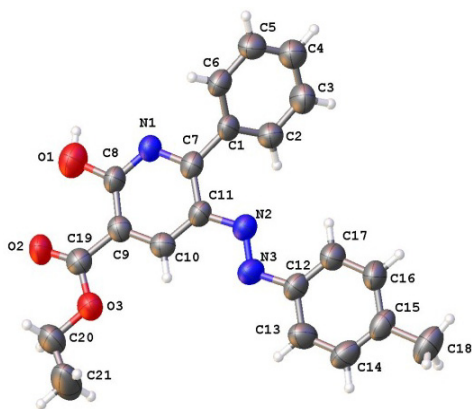


Figure 2. ORTEP drawing of compound 7a.

While **7p**, **7q** and **9d** display yellowish-orange to dark brown hues, and displayed excellent washing and perspiration fastness and moderate light fastness [21].

The antimicrobial activities of the synthesized dyes were screened against selected bacteria and fungi by the agar well diffusion method and their inhibition zones diameters, given in (Table 2), the tests reveal that all of the tested arylazonicotinates disperse dyes showed positive antimicrobial activities against at least one of the tested microorganisms. All of them showed strong activities (>10 mm inhibition zone) against *Staphylococcus aureus*.

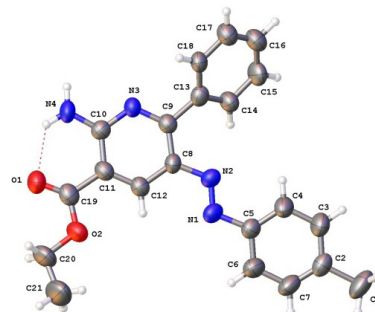
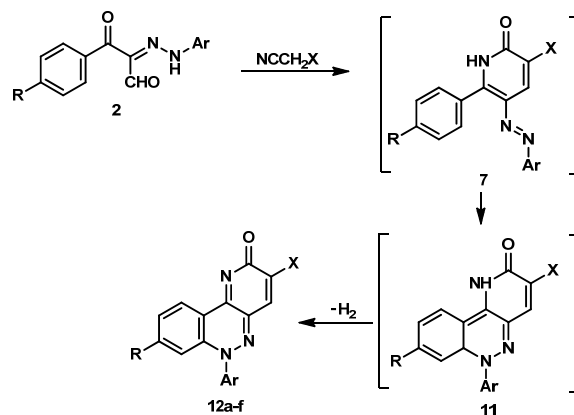

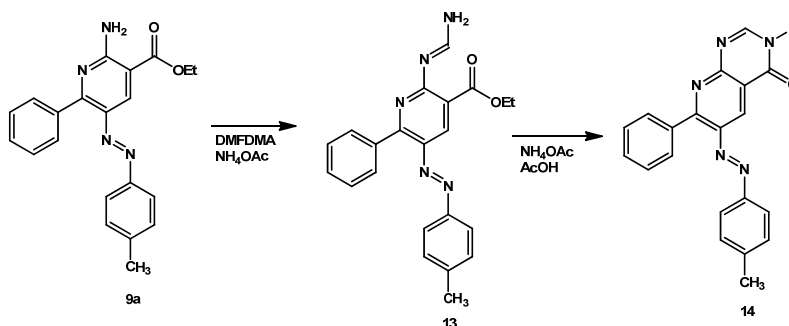


Figure 3. ORTEP drawing of compound 9a.



- 12a, R = H, Ar = C₆H₄NO₂-p, X = CO₂Et
 b, R = H, Ar = C₆H₄Cl-p, X = CO₂Et
 c, R = H, Ar = C₆H₄NO₂-p, X = CONH₂
 d, R = H, Ar = C₆H₅, X = 
 e, R = C₆H₅, Ar = C₆H₅, X = CONH₂
 f, R = C₆H₅, Ar = C₆H₅, X = CSNH₂

Scheme 2



Scheme 3

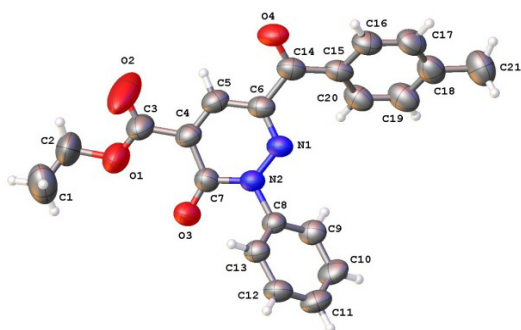


Figure 4. ORTEP drawing of compound 10a.

Two of the dyes **7a** and **9a**, showed medium activities against Gram negative bacteria. Where most of the dyes showed no activities against the two strains of Gram negative bacteria used in the study.

Also the majority of the dyes showed weak to no activities at all with *Bacillus subtilis*. Only dye **7d** showed significant inhibition zone >10 mm, against *Candida albican*. The other dye that showed medium activities against yeast is **7c** while all the other dyes failed to affect the yeast growth. It is of value to

mention here that after six days the inhibition zone did not show any difference in the size, yet the zone is not clear which indicates that the dye **9b** did not kill the microorganisms, but rather had weakened their growth only, this is in comparison to dye **7a** or to ampicillin as reference [20].

Also the inhibition zone diameter data for the disperse dyes **7p**, **7q** and **9d**, given in Table 3, shows that all of the tested dyes showed strong positive antimicrobial activities against at least one of the tested microorganisms. All disperse dyes show strong ability to inhibit the growth of *Candida albicans* which could be considered as interesting observations which needs further investigation. Disperse dye **9d** showed the strongest inhibition zones among the five tested microorganisms, also all of these dyes showed cytotoxic effect even after five days of incubation, there were no growths recorded in the inhibited zone for all five tested microorganisms [21].

3. Synthetic approaches to arylzopyridones and arylzothienopyridones

As has been indicated arylzopyridones are already in the market **1-4** (Figure 1) and are prepared from pyridones **19a-q**. However, in the last decade, we could develop green syntheses of this pyridones utilizing microwave irradiating mixture of acetoacetic esters **15** and cyanoacetamides **16** as well as sonofication of these mixtures.

Table 2. Diameter of the zones of inhibition of the dye **7a-e**, and **9a,b** ^a.

Dye no	Inhibition zone diameter (Nearest mm) (Mean±SD)				
	<i>B. subtilis</i>	<i>S. aureus</i>	<i>E. coli</i>	<i>P. aeruginosa</i>	<i>C. albicans</i>
7a	0.1 ± 0.08	15 ± 0.02	77	-	-
7b	0.7 ± 0.13	16	-	-	7 ± 0.07
7c	-	11 ± 0.87	-	-	-
7d	0.1	16 ± 0.08	-	-	12 ± 0.1
9a	-	13	7	7 ± 0.05	-
9b	-	10 ± 0.2	-	-	-
Ampicillin ^b	30 ± 0.05	46 ± 0.7	31 ± 0.14	17 ± 0.07	-
Cycloheximide ^c	-	-	-	-	-

^a "-": no inhibition, SD: Standard deviation.

^b Ampicillin: Antibacterial (100 mg/mL).

^c Cycloheximide: Antifungal (100 mg/mL).

Table 3. Diameter of the zones of inhibition of the dye **7p**, **7q** and **9d** ^a.

Dye no	Inhibition zone diameter (Nearest mm) (Mean±SD)				
	<i>B. subtilis</i>	<i>S. aureus</i>	<i>E. coli</i>	<i>P. aeruginosa</i>	<i>C. albicans</i>
7p	0.7±0.7	-	2.9±5.8	-	13.4±0.4
7q	12.4±0.2	12.3±0.3	12.7±0.4	13±0.5	11.6±0.4
9d	12.7±0.2	11.7±0.4	14.7±0.4	16.1±0.5	12.2±0.2
Ampicillin ^b	15±1	18.4±3.5	18.6±1.3	16.0±0.5	-
Cycloheximide ^c	-	-	-	-	-

^a "-": no inhibition, SD: Standard deviation.

^b Ampicillin: Antibacterial (100 mg/mL).

^c Cycloheximide: Antifungal (100 mg/mL).

The obtained products and their yields are listed in [Table 4](#). Alternately we could also show what mixtures of acetoacetic esters **15**, cyanoacetic esters **17** and primary amines **18** gives directly the designed pyridones. However in our hands the multistep approach proved superiors since larger yields are obtained in this way. Practically, 1,2-dihydro-6-hydroxy-4-methyl-2-oxo-3-pyridine carbonitrile **19o** and other 1-substituted derivatives have found wide application in the preparation of azo dyes, especially as disperse dyes for synthetic fibres [22-37].

There are many methods for the synthesis of compounds **19a-h**. Condensation of methyl acetoacetate with appropriate amines and methyl cyanoacetate is one of the common methods [38,39]. Also basic condensation of *N*-alkylacetoacetamide with enamino- β -ketoesters lead to 2(1*H*)-pyridinones [40]. Another efficient method is heating cyanoacetamide and methyl acetoacetate in a microwave oven [41]. Balalaie *et al.* [42-48] have reported an efficient three component condensation of alkyl cyanoacetates, primary amines, and β -ketoesters with higher yields on the surface of silica gel, montmorillonite K-10, zeolite, and acidic alumina under microwave irradiation, the obtained products **19a-h** in yields ranging from 91 to 93%. These compounds have two tautomeric forms, and in solution there is a very fast equilibration between them [49]. Sakoma *et al.* [50] has also reported three component condensations of ethyl cyanoacetate, primary amines, and ethyl acetoacetate without catalyst. The yields of the obtained products **19o-q** ranged from 86 to 91%. Pyridones **19a-q** could be readily coupled with aromatic and heteroaromatic diazonium salts affording the corresponding aryl and heteroaromatic azopyridones **21a-t** ([Table 4](#)). Sakoma *et al.* [50] and Ashkar *et al.* [51] have evaluated 3-(*p*-substituted phenylazo)-6-pyridone dyes **21a-d** and **21j-t** as disperse dyes on polyester fabrics in order to examine the influence of substituent on the color of the prepared dyes. Sakoma *et al.* concluded that the exhaustion of the dyes was very good on polyester fabric with excellent wash and light fastness properties. These dyes, however, are noteworthy in their excellent affinity and intensity of color. Other outstanding characteristics of these dyes are that they give deep and bright hues with level dyeings. The bright hue might be attributed to the high planarity of the pyridone ring, because of the lower steric interaction of a five membered ring. The remarkable degree of levelness and brightness after washing is indicative of good penetration and the excellent

exhaustion of these dyes for the polyester fabric due to the accumulation of polar groups [50].

As anticipated the aryl and heteroaromatic azopyridones **21e-i** reacted with elemental sulphur either under heating with microwave or by using ultra sound or by conventional heating to yield the corresponding aminothienopyridinones **22a-e**. Trials to develop condensed arylazopyridones have been made by Al-Mousawi *et al.* [52] and Al-Zaydi *et al.* [53]. Thus Al-Mousawi reported that reaction of compound **22d** with dimethyl acetylenedicarboxylate afforded arylazoisoquinoline, **24**, while Al-Zaydi *et al.* reported that compound **22e** undergoes cycloaddition to acrylonitrile yielding isoquinolines, **26**. However, up to date, no trial to test potential utility of the isoquinolines **22** and **26** as unique disperse dyes has been made ([Scheme 4](#)).

4. Synthetic approaches to arylazothienopyridazines



Other class of arylazoazines has also been synthesized by Al-Mousawi *et al.* [54-56]. Thus arylazopyridazinone **27** reacted with DMFDMA affording dihydropyridazine-4-carbonitrile **28** that was readily converted into the pyrido[3,4-*d*]pyridazine-4,5-diones **29** on treatment with ammonium acetate and acetic acid. Compound **27** readily reacted with elemental sulphur in the presence of few drops of piperidine yielding arylazoaminothienopyridazine **30** ([Scheme 5](#)) ([Figure 5](#)) [55]. Typical to the established behaviour of thieno pyridazines compounds, compound **30** reacted with *N*-phenyl maleimide in a mixture of acetic acid and dioxane to yield pyrrolo[3,4-*g*]phthalazine **33** via intermediary of [4+2] cycloadducts **32**. Reaction of compound **30** with DMFDMA afforded the corresponding amidine **34** ([Figure 6](#)) [56]. Upon heating compound **34** with ammonium acetate in presence of few drops of acetic acid affords the pyridopyridazine **37** via intermediary of [4+2] cycloadducts **36**.

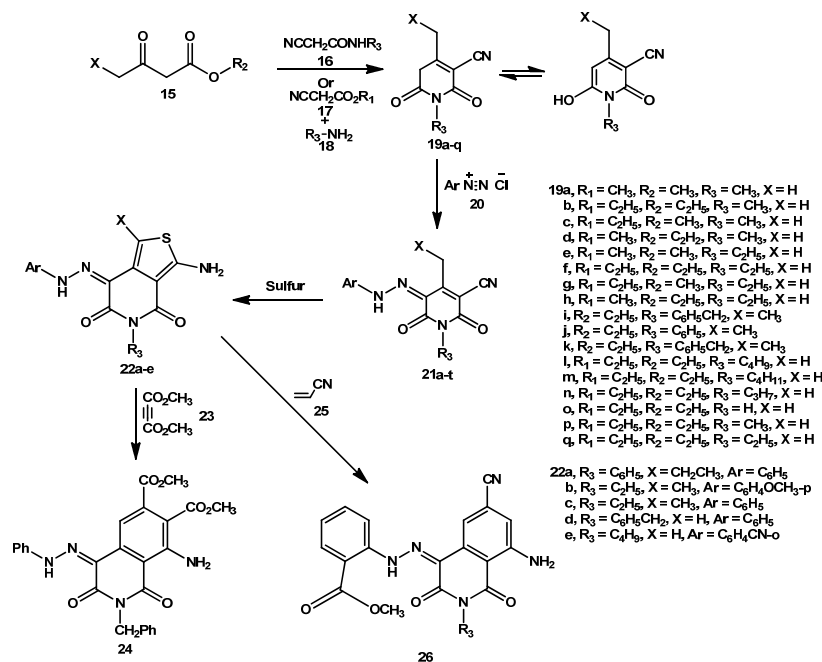
Acylation of compound **30** in acetic acid resulted in the formation of acetylamino **35**. Again up to date no trial to test potential utility of these compounds **27-37** as unique disperse dyes has been made.

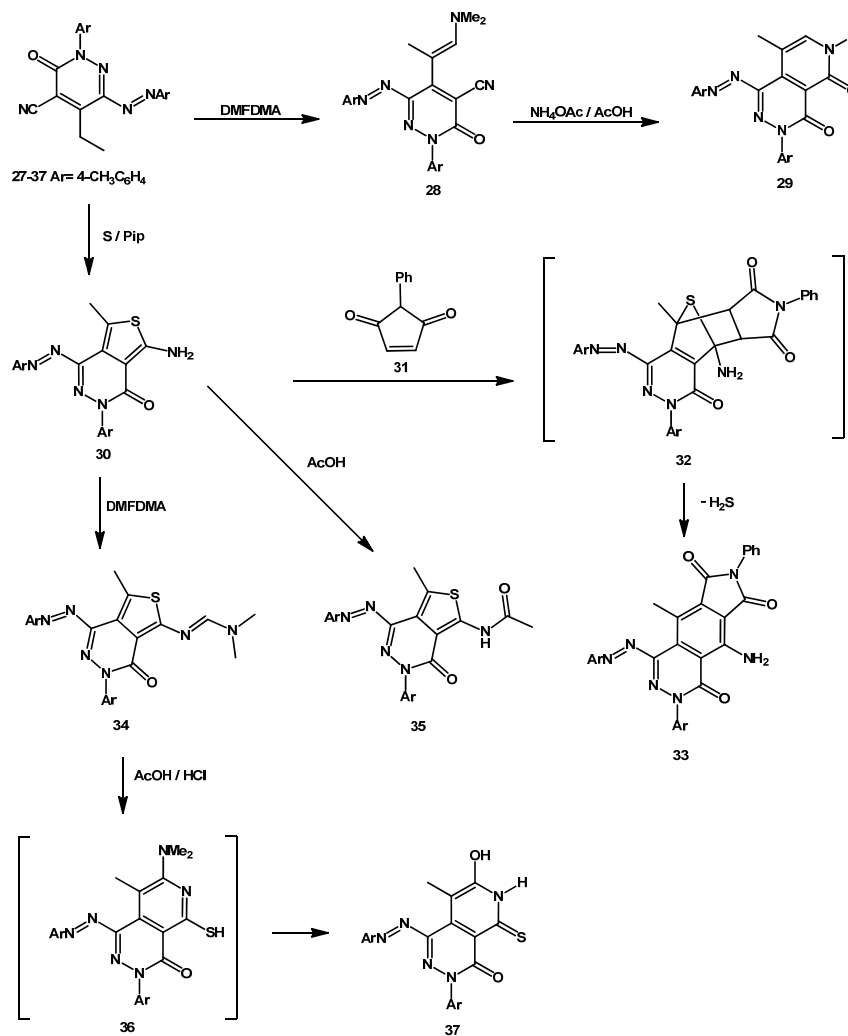
5. Synthetic approaches to arylazopyrazoles and pyrazolo pyrimidines

Elmagdi *et al.* have, in the seventies, described efficient syntheses of compounds **38** and **39**.

Table 4. Yields of Compounds 19a-n, 21a-i, 22a-e, 24 and 26.

Compound	R ¹	R ²	R ³	X	Ar	M.p. (°C)	Yield (%)
19a	CH ₃	CH ₃	CH ₃	H	-	285	93
19b	C ₂ H ₅	C ₂ H ₅	CH ₃	H	-	285	91
19c	C ₂ H ₅	CH ₃	CH ₃	H	-	285	91
19d	CH ₃	C ₂ H ₅	CH ₃	H	-	285	91
19e	CH ₃	CH ₃	C ₂ H ₅	H	-	245	93
19f	C ₂ H ₅	C ₂ H ₅	C ₂ H ₅	H	-	245	93
19g	C ₂ H ₅	CH ₃	C ₂ H ₅	H	-	245	94
19h	CH ₃	C ₂ H ₅	C ₂ H ₅	H	-	245	94
19i	-	C ₂ H ₅	C ₆ H ₅ CH ₂	CH ₃	-	229-231	89
19j	-	C ₂ H ₅	C ₂ H ₅	CH ₃	-	219-220	88
19k	-	C ₂ H ₅	C ₆ H ₅ CH ₂	H	-	250-252	90
19l	C ₂ H ₅	C ₂ H ₅	C ₄ H ₉	H	-	254	90
19m	C ₂ H ₅	C ₂ H ₅	C ₅ H ₁₁	H	-	126	92
19n	C ₂ H ₅	C ₂ H ₅	C ₃ H ₇	H	-	218-220	82
19o	C ₂ H ₅	C ₂ H ₅	H	H	-	203	91
19p	C ₂ H ₅	C ₂ H ₅	CH ₃	H	-	296.5	86
19q	C ₂ H ₅	C ₂ H ₅	C ₂ H ₅	H	-	178	90
21a	-	-	C ₃ H ₇	H	C ₆ H ₄ OH- <i>p</i>	252-255	88
21b	-	-	C ₃ H ₇	H	C ₆ H ₄ CH ₃ - <i>p</i>	215-218	86
21c	-	-	C ₃ H ₇	H		210	65
21d	-	-	C ₃ H ₇	H		266-268	80
21e	-	-	C ₆ H ₅ CH ₂	CH ₃	C ₆ H ₅	222-223	92
21f	-	-	C ₂ H ₅	CH ₃	C ₆ H ₄ OCH ₃ - <i>p</i>	226-228	92
21g	-	-	C ₂ H ₅	CH ₃	C ₆ H ₅	207-209	88
21h	-	-	C ₆ H ₅ CH ₂	H	C ₆ H ₅	239-240	90
21i	-	-	C ₄ H ₉	H	C ₆ H ₄ CN- <i>o</i>	206	89
21j	-	-	H	H	C ₆ H ₅	200-203	60.83
21k	-	-	H	H	C ₆ H ₄ SO ₃ H- <i>p</i>	198-201	74.62
21l	-	-	H	H	C ₆ H ₄ OCH ₃ - <i>p</i>	158-161	62.33
21m	-	-	H	H	C ₆ H ₄ OCH ₃ - <i>p</i>	218-221	64.68
21n	-	-	H	H	C ₆ H ₄ Cl- <i>p</i>	207-210	75.57
21o	-	-	CH ₃	H	C ₆ H ₅	199-201	42.03
21p	-	-	CH ₃	H	C ₆ H ₄ SO ₃ H- <i>p</i>	158-160	90.46
21q	-	-	CH ₃	H	C ₆ H ₄ COOH- <i>p</i>	158-160	74.03
21r	-	-	CH ₃	H	C ₆ H ₄ OCH ₃ - <i>p</i>	143-145	82.54
21s	-	-	CH ₃	H	C ₆ H ₄ Cl- <i>p</i>	172-173	65.05
21t	-	-	CH ₃	H	C ₆ H ₄ OH- <i>p</i>	178-180	35.88
22a	-	-	C ₆ H ₅ CH ₂	CH ₃	C ₆ H ₅	280-282	80
22b	-	-	C ₂ H ₅	CH ₃	C ₆ H ₄ OCH ₃ - <i>p</i>	245-246	85
22c	-	-	C ₂ H ₅	CH ₃	C ₆ H ₅	241-243	80
22d	-	-	C ₆ H ₅ CH ₂	H	C ₆ H ₅	180-182	78
22e	-	-	C ₄ H ₉	H	C ₆ H ₄ CN- <i>o</i>	263	95
24	-	-	-	-	-	262-264	66
26	-	-	-	-	-	>300	70

**Scheme 4**



Scheme 5

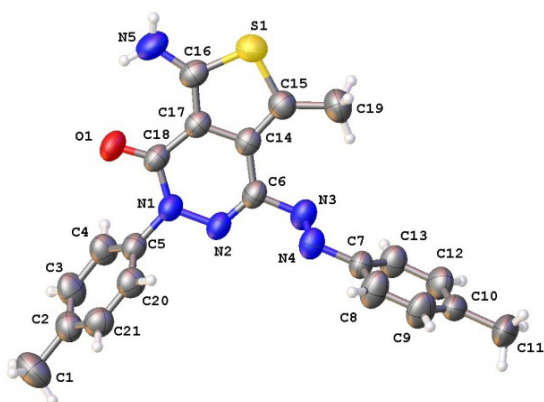


Figure 5. ORTEP drawing of compound 30.

Compound **38** was patented as dye for keratin fibers and compound **39** was patented by L'Oreal and other companies as constituent of a hair dye formulation. Moreover the biological activity of compound **38** has initially been patented by a Chinese group then published in Journal of Medicinal Chemistry in 2004 [57]. This information prompted us to

continue investigating the potential utility of derivatives of both systems as antimicrobial dyes. Thus compound **42** was synthesized utilizing the approach similar to those utilized by Elnagdi *et al.* [58,59].

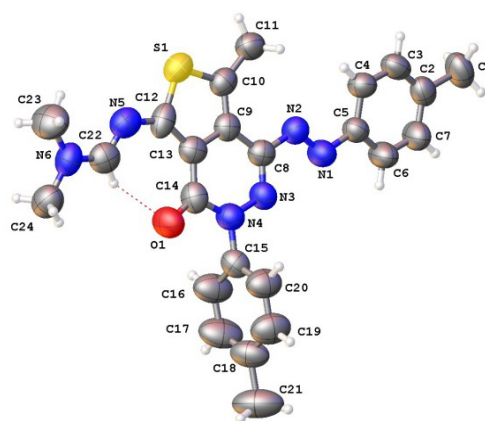
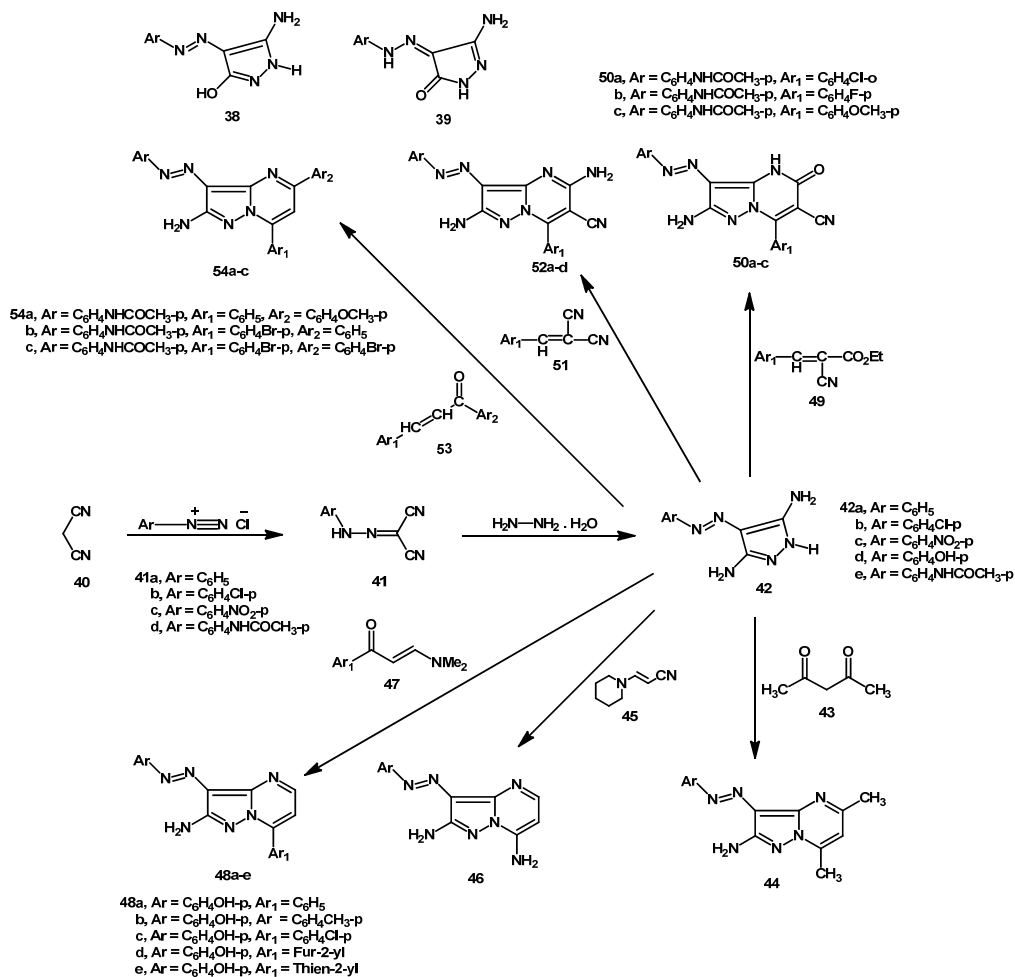


Figure 6. ORTEP drawing of compound 34.

Table 5. Yields of compounds 41, 42, 44, 46, 48, 50, 52 and 54.

Compound	Ar	Ar ¹	Ar ²	M.p. (°C)	Yield (%)
41a	C ₆ H ₅	-	-	134-136	74
41b	C ₆ H ₄ Cl- <i>p</i>	-	-	183-185	81
41c	C ₆ H ₄ NO ₂ - <i>p</i>	-	-	140-142	92
41d	C ₆ H ₄ NHCOCH ₃ - <i>p</i>	-	-	215-217	78
42a	C ₆ H ₅	-	-	260-262	54
42b	C ₆ H ₄ Cl- <i>p</i>	-	-	270-270	57
42c	C ₆ H ₄ NO ₂ - <i>p</i>	-	-	255-257	60
42d	C ₆ H ₄ OH- <i>p</i>	-	-	245-246	-
42e	C ₆ H ₄ NHCOCH ₃ - <i>p</i>	-	-	268-270	70
44	C ₆ H ₄ OH- <i>p</i>	-	-	287-288	77
46	C ₆ H ₄ OH- <i>p</i>	-	-	248-249	70
48a	C ₆ H ₄ OH- <i>p</i>	C ₆ H ₅	-	301-302	76
48b	C ₆ H ₄ OH- <i>p</i>	C ₆ H ₄ CH ₃ - <i>p</i>	-	309-310	84
48c	C ₆ H ₄ OH- <i>p</i>	C ₆ H ₄ Cl- <i>p</i>	-	306-307	78
48d	C ₆ H ₄ OH- <i>p</i>	Fur-2-yl	-	292-293	80
48e	C ₆ H ₄ OH- <i>p</i>	Thien-2-yl	-	276-277	80
50a	C ₆ H ₄ NHCOCH ₃ - <i>p</i>	C ₆ H ₄ Cl- <i>o</i>	-	310-312	75
50b	C ₆ H ₄ NHCOCH ₃ - <i>p</i>	C ₆ H ₄ F- <i>p</i>	-	320-322	75
50c	C ₆ H ₄ NHCOCH ₃ - <i>p</i>	C ₆ H ₄ OCH ₃ - <i>p</i>	-	240-242	85
52a	C ₆ H ₄ NHCOCH ₃ - <i>p</i>	C ₆ H ₄ Cl- <i>p</i>	-	330-331	72
52b	C ₆ H ₄ NHCOCH ₃ - <i>p</i>	C ₆ H ₄ F- <i>p</i>	-	308-309	73
52c	C ₆ H ₄ NHCOCH ₃ - <i>p</i>	C ₆ H ₄ OCH ₃ - <i>p</i>	-	302-304	79
52d	C ₆ H ₄ NHCOCH ₃ - <i>p</i>	C ₆ H ₃ OCH ₃ - <i>p</i>	-	297-199	74
54a	C ₆ H ₄ NHCOCH ₃ - <i>p</i>	C ₆ H ₅	C ₆ H ₄ OCH ₃ - <i>p</i>	320-322	80
54b	C ₆ H ₄ NHCOCH ₃ - <i>p</i>	C ₆ H ₄ Br- <i>p</i>	C ₆ H ₅	220-222	80
54c	C ₆ H ₄ NHCOCH ₃ - <i>p</i>	C ₆ H ₄ Br- <i>p</i>	C ₆ H ₄ Br- <i>p</i>	308-310	75



Scheme 6

Some other researchers [60-63] reported that coupling malononitrile **40** with aryldiazonium chloride afforded arylazomalononitriles, **41**, that subsequently condensed with

hydrazine hydrate to yield 4-aryloxy-3,5-diaminopyrazoles, **42**. Al-Etaibi *et al.* [62] has converted compounds **42** into a variety of pyrazolo[1,5-a]pyrimidines **44**, **46** and **48a-e** via

condensation with 1,3-diketones **43**, enamionitriles **45**, and enamines **47** (Scheme 6).

Sayed et al. [63] has also converted compounds **42** into pyrazolo(1,5-a)pyrimidines **50a-c**, **52a-d** and **54a-c**, however the structures of the products of addition of ethyl α -cyano cinnamate derivatives **49**, arylidenemalononitrile **51** as well as reaction with chalcones **53** need confirmation as it contradicts with all reported data on similar systems. Although it was difficult in the past, now with availability of 2D NMR and ease of producing X-rays such structures can be readily confirmed.

The synthesized dyes **42a,b**, **44**, **46**, **48a-d**, **50a-c**, **52a-d** and **54a-c** (Table 5) were applied successfully using high temperature dyeing method and obtained solid shades on polyester fabrics with satisfactory levelness of dyeing and depth of shades, the observed hues ranging from yellow to reddish-violet. The results of fastness properties showed in most cases acceptable to good fastness to light and washing fastness on the polyester fabrics. The antimicrobial activity of dyes **50a-c**, **52a-d** and **54a-c** was also evaluated.

6. Conclusion

We have surveyed recently reported syntheses and dye characteristics of arylazonicotinates, arylazopyridones, arylazo pyridazinone as well as arylazopyrazoles emphasizing their promising potential as disperse dyes for polyester fabrics in the light of successful efforts that made their syntheses both environmentally green and economical methodologies as well as established antimicrobial activities of several newly synthesized dyes.

Acknowledgements

Support of this work provided by Kuwait University through a research grant (SC 05/09) and the facilities of GF-S, supported by research grants (GS01/01), (GS03/08), (GS01/03) and (GS01/05) are highly appreciated.

References

- Berrie, A. H.; Hughes, N. ICI, DE-AS 1 932 806, 1968.
- Brandt, H.; Leverenz, K.; Otten, H.-G. Bayer, EP 74 562, 1981.
- Berrie, H. H.; Hughes, N. ICI, DE-OS 1 932 806, 1970.
- Seto, K.; Sekioka, R. Eur. Pat. Appl. **1992**, EP 491386 A1 19920624.
- Hunger, K. Industrial dyes: Chemistry, Properties, Applications, Willow-VCH, Germany, 2003, pp. 134-158.
- Behbehani, H.; Abdel-Khalik, M. M.; Elnagdi, M. H. *Org. Prepn. Proced. Int.* **1999**, *31*, 551-557.
- Abdel-Khalik, M. M.; Agamy, S. M.; Elnagdi, M. H. *Synthesis* **2001**, *12*, 1861-1865.
- Al-Mousawi, S. M.; Moustafa, M. S.; Abdelshafy, I. A.; Elnagdi, M. H. *Tetrahedron Lett.* **2011**, *52*, 202-204.
- Zaky, O. S.; Moustafa, M. S.; Selim, M. A.; El-Maghraby, A. M.; Elnagdi, M. H. *Molecules* **2012**, *17*(5), 5924-5934.
- El-Asasery, M. A.; Al-Mousawi, S. M.; Mahmoud, H.; Elnagdi, M. H. *Int. Res. J. Pure Appl. Chem.* **2011**, *1*, 69-93.
- Al-Mousawi, S. M.; El-Asasery, M. A. *Molecules* **2012**, *17*, 6547-6556.
- Alnajjar, A.; Alsaied, M.; El-Asasery, M. A. *Eur. J. Chem.* **2013**, *4*(1), 53-57.
- Ashkar, A.; El-Asasery, M. A.; Touma, M.; Elnagdi, M. H. *Eur. J. Chem.* **2013**, *4*(3), 245-249.
- Elnagdi, M. H.; Erian, A. W.; Sadek, K. U.; Selim, M. A. *J. Chem. Res.* **1990**, *5*, 148-149.
- Gewald, K.; Hain, U. *Synthesis* **1984**, *1*, 62-63.
- Al-Awadhi, H.; Al-Omran, F.; Elnagdi, M. H.; Infantes, L.; Foces-Foces, C.; Jagerovic, N.; Elguero, J. *Tetrahedron* **1995**, *51*, 12745-12762.
- Abdelrazek, F. M.; Salah El-Din, A. M.; Mekky, A. E. *Tetrahedron* **2001**, *57*, 1813-1817.
- Al-Omran, F.; Abdel Khalik, M. M.; Abou-Elkhair, A.; Elnagdi, M. H. *Synthesis* **1997**, 91-94.
- Al-Mousawi, S. M.; El-Asasery, M. A.; Mahmoud, H.; Elnagdi, M. H. *Int. Res. J. Pure Appl. Chem.* **2012**, *2*, 77-90.
- Al-Mousawi, S. M.; El-Asasery, M. A.; Mahmoud, H. M. *Molecules* **2012**, *17*, 11495-11506.
- Al-Qalaf, F.; Al-mohammad, K.; El-Asasery, M. A. Mahmoud, H. M. *Eur. J. Chem.* **2013**, *4*(3), 211-215.
- Helal, M. H. *Pigm. Resin Technol.* **2004**, *33*(3), 165-171.
- Bello, K. A. *Dyes Pigments* **1995**, *28*(2), 83-90.
- El-Bayouki, M.; Abdel, H. K.; Asyouni, W. M.; Mohamed, Y. A.; Aly, M. M.; Abbas, S. Y. *Eur. J. Chem.* **2011**, *2*(4), 455-462.
- Bach, V.; Hansen, G.; Lamm, G.; Sens, R. *Eur. Pat.* 1991, Appl. 413229.
- Ertan, N.; Gurkan, P. *Dyes Pigments* **1997**, *33*(2), 137-147.
- Afanas'ev, I.; Korkina, L. G.; Kozlov, A. V.; Afanasev, I. B. *Phy. Chem. Bio. Med.* **1996**, *3*(1), 25-30.
- Chien, C. C.; Wang, I. J. *Dyes Pigments* **1991**, *15*(1), 69-82.
- Okada, Y.; Hihara, T.; Morita, Z. *Dyes Pigments* **2008**, *79*(2), 111-125.
- Okada, Y.; Hihara, T.; Morita, Z. *Color. Technol.* **2009**, *125*(2), 86-98.
- Dikshit, D. V.; Deval, S. D.; Deodhar, K. D. *Dyes Pigments* **1985**, *6*(1), 39-46.
- Desai, V. R.; Patel, Dinesh; Desai, C. M.; Joshi, H. D. *J. Inst. Chem. (India)* **2000**, *72*(6), 228-229.
- Wang, P. Y.; Wang, I. J. *Text. Res. J.* **1992**, *62*(1), 15-20.
- Desai, V. R.; Patel, D.; Desai, C. M.; Joshi, H. D. *J. Inst. Chem. (India)* **2001**, *73*(3), 89-91.
- Okada, Y.; Hihara, T.; Morita, Z. *Dyes Pigments* **2008**, *78*(3), 179-198.
- Jang, H. K.; Doh, S. J.; Lee, J. J. *Fiber. Polym.* **2009**, *10*(3), 315-319.
- Gadre, J. N.; Periaswamy, R. M. S.; Mulay, M.; Vaze, C. S. *Indian J. Heterocycl. Ch.* **2006**, *16*(1), 43-46.
- Tietze, F.; Eicher, T. Reaction and Synthesis in the Organic Chemistry Laboratory, University Science Books, Mill Valley California, P359, 1989.
- Katritzky A. R.; Rachwal, S.; Smith, T. P. *J. Heterocycl. Chem.* **1995**, *32*(3), 1007-1010.
- Gmaj, J.; Sosnaowski, C.; Zaremba, Z.; Mrowinski, B. *Pol. Pat.* 150312, *Chem. Abstr.*, 1991, 114, 64264u.
- Schmid, H. Ger offen D. E. 4,314,430, *Chem. Abstr.*, 1995, 122: 31340c.
- Balalaie, S.; Kowsari, E.; Hashtroudi, M. S. *Monatsh. Chem.* **2003**, *134*, 453-456.
- Balalaie, S.; Hashtroudi, M. S.; Sharifi, A. *J. Chem. Res.* **1999**, 392-393.
- Balalaie, S.; Arabanian, A.; Hashtroudi, M. S. *Monatsh. Chem.* **2000**, *131*, 945-948.
- Balalaie, S.; Arabanian, A. *Green Chem.* **2000**, *2*, 274-276.
- Balalaie, S.; Sharifi, A.; Ahangarian, B. *Indian J. Heterocycl. Chem.* **2000**, *10*, 149-150.
- Balalaie, S.; Nemati, N. *Heterocycl. Commun.* **2001**, *7*, 67-72.
- Balalaie, S.; Sharifi, A.; Ahangarian B.; Kowsari, E. *Heterocycl. Commun.* **2001**, *7*, 337-340.
- Elguero, J.; Marzin, C.; Katritzky, A. R.; Linda, P.; The Tautomerism of Heterocycles in Adv Heterocycl Chem, Academic Press New York 1, 1976, pp. 106-109.
- Sakoma, K. J.; Bello, K. A.; Yakubu, M. K. *Open J. App. Sci.* **2012**, *2*, 54-59.
- Ashkar, S. M.; El-Asasery, M. A.; Touma, M. M.; Elnagdi, M. H. *Molecules* **2012**, *17*(8), 8822-8831.
- Al-Mousawi, S. M.; Abdelhamid, I. A.; Moustafa, S. M. *Arkivoc* **2007**, 213-221.
- Al-Zaydi, K. M.; Borik, R. M.; Elnagdi, M. H. *Ultrason. Sonochem.* **2009**, *16*, 660-668.
- Al-Mousawi, S. M.; El-Asasery, M. A.; Al-Kandery, N.; Elnagdi, M. H. *J. Heterocyclic Chem.* **2008**, *45*, 359-364.
- Al-Mousawi, S. M.; El-Asasery, M. A.; Elnagdi, M. H. *Heterocycles* **2008**, *75*(5), 1151-1161.
- Al-Mousawi, S. M.; El-Asasery, M. A. *Molecules* **2013**, *18*, 7081-7092.
- Zhang, Z.; Daynard, T. S.; Sviridov, S. V.; Chafeev, M. A.; Wang S. 2006. U. S. Patent, 7105503.
- Elnagdi, M. H.; Kandeel, E. M.; Zayed, E. M.; Kandeel, Z. E. *J. Heterocycl. Chem.* **1977**, *14*(1), 155-158.
- Elnagdi, M. H.; Fahmy, S. M.; Hafez, E. A. Z.; Elmoghayar, M. R. H.; Amer, S. A. R. *J. Heterocycl. Chem.* **1979**, *16*(6), 1109-1111.
- Tsai, P. C.; Wang, I. J. *Dyes Pigments* **2005**, *64*(3), 259-264.
- Tsai, P. C.; Wang, I. J. *Dyes Pigments* **2007**, *74*, 578-584.
- Al-Etaibi, A. M.; Al-Awadi, N. A.; El-Asasery, M. A.; Ibrahim, M. R. *Molecules* **2012**, *17*, 13891-13909.
- Sayed, A. Z.; Aboul-Fetouh, M. S.; Nassar, H. S. *J. Mol. Struct.* **2012**, *1010*, 146-151.